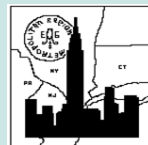


TALKING THREADS

MONMOUTH CHAPTER — Founded June 4, 1975
Metropolitan Region, Embroiderers' Guild of America



Editor: Anne Flaherty Rajswasser

Ellen Saines, President

October 2025

PRESIDENT'S GAVEL



Ellen Saines, President

Hi Everyone,

I hope you are all well and enjoyed the summer.

We are busy planning classes and

projects for you to stitch. After all, you never have enough projects to work on.

Our nominating committee is hoping that you might volunteer a few hours of your time to continue to keep our chapter the active chapter we are. Angela and her committee are hoping to have a volunteer for Co-President. Please contact her if

you can help us.

Wishing you a happy and healthy Fall.

Hope to see you in person or on zoom,

Ellen

Mark Your Calendar

Monday Evening Meetings

October 6, November 10, & December 1 - GCC Love and Laughter

January 5 & February 2, 2026 - Mad for Plaid

Thursday Day Meetings

October 16 – Double Hoop Embroidery and Chapter GCC Band Sampler (continued)

November 20th – Pot luck lunch and Holiday Show & Tell

January 15 & February 19, 2026 Mad for Plaid

March 19, April 16 and May 21, 2026 Crewel/Surface Embroidery

Stocking or Banner

Sunday Meetings

October 19 - French Beaded Flowers

November 16 - Flour Sack Towels

December 14 - Holiday Party and continue stitching towels

Zoom Classes

SOTM: Grace - 1st Thursday of the month at 7pm

Oct 4, 11, 25, Nov 1 & 8, 2025 - Laurel Mill Class.

March 3, 17, 24, 31, 2026 - Symphony

Sept 8, 15, 22, 29, Oct 2026 – Rennie's Rose

April 12, 19, 26 - May 10, 2027
Lil Sparks

Stitching Time at the Colts Neck Library

Saturday, October 4

Registration Deadlines

October 8 - Flour Sack Towels payment.

December 15 - Symphony payment and registration.

Please go to page 9 for registration coupon.

PROGRAM NOTES

MONDAY EVENING MEETINGS

We will continue to meet for pizza before meetings at 5:00 pm at Orlandos, 420 Rte. 34 in Colts Neck. Please let Kathy Sullivan know if you will be joining us for pizza.

We will open the Library at 6:30 for stitching and the meeting will begin at 7 pm. If you will not be participating in the project we are working on, please join us to sit and stitch on your current WIP.

October 6, November 10, and December 1

We will work on our Chapter Group Correspondence Class for 2025 **Love and Laughter with Denise Harrington Pratt**.

Registration closed.




January 5, 2026 and February 2, 2026 - Chapter Project, Mad for Plaid via zoom

If you are not working on this project, please join us via zoom to see the group's progress and to share what you are stitching. **Registration closed.**



THURSDAY MEETINGS

October 16 – Double Hoop Embroidery and Chapter GCC Band Sampler (continued)



November 20 – Pot luck lunch and Holiday Show and Tell - For our last meeting of the year, we will have a pot luck lunch and will show our Holiday (any holiday) pieces.

October 4 - Saturday Stitching Time

Last one of the year. Please join us for a few hours of free stitching at the Colt's Neck Library, from 10 a.m. to 2 p.m. Bring your lunch and a project.

2026


We have some exciting projects for 2026. Interest sheets will be available at the meeting. They include cross-stitch, crewel/surface embroidery and counted canvas projects.

January 15 and February 19 - Mad for Plaid

This is a Chapter project for all three meetings.

March 19, April 16 and May 21 – Crewel/Surface Embroidery Stocking or Banner

This project, loosely based on an antique sample from the EGA magazine, will be led by Janice Meyers.



Don't let the simplicity of the sample fool you! As I mentioned, our project is loosely based on this picture and Janice has promised quite a challenging piece!

Registration information will be provided in a future newsletter.

THURSDAY MEETINGS

June 18, July 16 and August 20, 2026 – Summer Stitch-In at the Colt's Neck Library.

September 17 and October 15, 2026 – DeeBees Designs

This counted canvas project is a perfect piece for using our stash and favorite colorway. The same design in different colors looks completely different!




Registration information will be provided in a future newsletter.

November 19, 2026 – Potluck and Showcase of Holiday pieces. We will have a sign up sheet for dishes and ask members to bring a holiday – any holiday – piece.

SUNDAY MEETINGS

October 19 1:30 to 4pm
FRENCH WIRE BEADED DAISIES
 designed by Lauren Harpster
 In-person and via Zoom at 1:30 pm



Unlike most beading projects, French wire beading does not include using needles with impossibly small eyes that bend and break easily. The wire itself is the needle.

This project uses size 11 beads. The easiest to thread are those on hanks unless you have a bead spinner. The wire is size 24 beading wire (on a spool).

As a group we will be following directions on Lauren's website and Facebook page. This is a program you can join with us or do on your own. You may use any color beads besides traditional daisies. You may want to consider black-eyed Susan, Gerber daisies or coneflower colors.

The following are the links for the supply list, instructions, Youtube and Facebook page. **Note:** the supply list is for the entire bouquet. You will only need about 1/4 of the quantity of the beads to do a couple of flowers.

<https://beadandblossom.com/wp-content/uploads/2023/01/French-Beaded-Daisy-Pattern-by-Lauren-Harpster.pdf>

<https://beadandblossom.com>

Youtube beadandblossom French wire beaded Shasta daisy.

Registration closed.

November 16
MARY CORBETT'S Flour Sack Towels. Surface stitching designs by Mary Corbett **with your choice of design**
 In-person and via Zoom at 1:30 pm
 This project is subsidized by the chapter.
 The resulting cost will be determined once the registrations are compiled.



Each set of towels includes 3 similar towels. You choose the design, technique, threads and colors. Pull out your stash and stitch books!

See all your choices at needlenthread.com. On the upper right click on "shop", then on the next page click on the upper left and click on search and enter "towels".

PLEASE LET ME KNOW ASAP IF YOU INTEND TO PARTICIPATE AND YOUR CHOICE OF DESIGN SO I CAN ORDER THE TOWELS IN TIME FOR THE NOVEMBER CLASS.

December 14, 1:30 to 4:00 pm.
Holiday party and continue stitching towels.
 In-person and via Zoom 1:30 pm

All are welcome. Bring something to share and something to stitch on, maybe your towels or the French beaded flowers.

Bring your own cup and beverage of choice.

METROPOLITAN REGION NEWS

**Save the date – Saturday, April 25 and
Sunday, April 26, 2026**

The Metropolitan Region will again be hosting two days of stitching at the Montvale Courtyard Marriott Hotel, Montvale, NJ. All MET Region members and guests are welcome to participate in this fun weekend of stitching. Come for the day or the weekend. More information, including registration information, will be announced in the winter issue of Metropoll.

The annual meeting for the Metropolitan Region will be held via Zoom on Saturday, October 25, 2025, at 10 am. All MET Region members are invited to attend. If interested, please contact Janice so that you can be provided with the Zoom link.

Congratulations to Lisa Dunn, a Monmouth Chapter member, who is now the Metropolitan Region Secretary.

Congratulations are also extended to Deborah Smith of the Skyllkill Chapter who has been named Metropolitan Region's Gold Thread Award winner for 2025.

Questions can be directed to Janice.

CHAPTER NEWS

**MONMOUTH CHAPTER
EGA
50TH ANNIVERSARY
CELEBRATION**
Carolyn Stumpf and Janice
Meyers, Co-Chairs



In the July issue of Talking Threads we included the trivia game from our 50th Anniversary luncheon. As promised, the correct answers can be found in this issue on page 10.

Chapter Upcoming Teachers Contracted Classes on Zoom - Mark Your Calendars


**Saturday, Oct 4, 11, 25,
Nov 1 and 8, 2025 at
10am - Loral Mill Class
with Gail Stafford. Reg-
istration closed.**



**March 3, 17, 24, 31, 2026
Symphony with Debbie
Rowley – see page 5.**



**Sept. 8, 15, 22, 29, 2026
Rennie's Rose with Wendy
Moore**



**April 12, 19, 26, & May 10,
2027 Lil Sparks with Dawn
Donnelly**



**To register for a program, please contact
the following members:**

Evening: Kathy Sullivan
Day: Celia McCallum
Sunday: Sharon Rosen

Please use the coupon on page 7 to register.

**Registration is now open for our Chapter's Spring zoom class
Debbie Rowley will be teaching Symphony on Zoom**



Fall colorway



Winter colorway

A symphony is an elaborate composition with grand proportions and varied elements. This Symphony is a counted canvas design, divided into several areas, some highly textured and complex, some smoother and soothing, all interesting. A choice of two colorways with a variety of threads, a challenge to the experienced stitcher but not beyond the reach of a less seasoned needleworker.

An online class with Debbie comes with lots of extras – larger than full sized color photographs of the project, an extra main graph, video stitch demonstrations, and recorded class sessions for those unable to attend “in person”. The instruction book is extensive, more than 200 pages of very detailed step by step instructions and diagrams. Plus, we always have fun!

Design size 10” x 10” on 18 ct. white or Sandstone deluxe mono canvas, 180 x 180 stitches. Stitches include double fan doubled, walneto, Jessica, Amadeus, crescents, and more!

Students may supply their own threads: Threads used include: Caron Watercolours, DMC 8, Cotton Floss, Satin Floss, Kreinik #8 Braid, Rainbow Gallery Entice, Neon Rays and Silk Lane Braid. Supply list will be furnished following payment.

Level – advanced intermediate to advanced

Full Kit: \$200 plus \$20 shipping – Instruction booklet only: \$50 plus \$20 shipping

Teaching: \$20 per student regardless with kit or booklet.

Zoom Class Dates: Tuesday, March 3, 17, 24, and 31, 2026 at 7 PM

Registration closes December 15, 2025 - Please send your full payment to Angela Tolas by December 15th. Please send your check made payable to Monmouth Chapter EGA.

Sherwood Gardens by Kathy Rees



Join us as we get together on zoom to stitch Kathy Rees's Sherwood Garden starting January 2026.

Each member will order their own instructions and kit of canvas and threads. You can order the directions directly from Kathy Rees at Needle Delights Original with or without the threads. She offers 5 colorways or chose your own threads.

We will meet once a month on the 3rd Tuesday of the month at 7 PM to stitch and talk about the piece on Zoom from January 2026 to October 2026. Each participant will receive the schedule of sections we will stitch each month. Stitch at your own pace.

There is no fee to sign up. Please email Ellen if you will be joining us. Our first meeting will be Tuesday, January, 20th at 7pm.

Please contact me if you have any questions.

Looking forward to stitching this piece with you.

Announcing SOTM 2026 Margaret Bendig "Silken Sampler"



This sampler was designed to help the student practice laying silk for the best finish possible. The different patterns and stitches allow the effects of light on the silk to be seen. Using a monochromatic theme, it is easy to see the effect of the direction of the thread and the length of the stitch. While worked in the same color, some of the 21 sections look quite different because of the effect of light.

Solid color silk and an over-dyed silk for the dividing bands was used for this piece. You may use almost any thread including DMC floss. Needlepoint Inc would use 50 meters or 5 cards of Splendor silk (Rainbow Gallery). If you email Ellen, she will send you the list of threads.

While this piece was designed to fit into a Sudbury Petite Serving Tray (#65651), it may be framed or made into a pillow as well.

Skill level ~ beginning/intermediate ~ must be able to read charts

Technique ~ counted canvas, laying tool, techniques for silk

Ground canvas ~ 18 count mono canvas

Size of completed project ~ 10" x 7" 180 threads by 126 threads

To register: Please send your check made out to Monmouth Chapter EGA for \$25 to Ellen Saines.

Once you register, I will send you all the information on threads, supplies and the master layout. We will meet on Zoom the first Thursday of the month at 7pm. Instructions for the month are emailed on the first of the month.

OUTREACH

We wish to thank Kathy Pettersen for her service as Chair of the Outreach Committee.

If anyone is interested in filling this position, please contact Ellen or Janice with any questions.

MEMBERSHIP - Toni Kendrick

Please welcome our newest member.

Deborah Dawson

SUNSHINE - Carolyn Stumpf

Congratulations were sent to Helen Schauer on the birth of her great grand daughter.

If you know anyone in need of sunshine, please contact Carolyn Stumpf.

The EGA Mission Statement:

The mission of the Embroiderers' Guild is to inspire passion for the needle arts through education and the celebration of its heritage.

NOMINATING COMMITTEE 2025

The Nominating Committee consists of Angela Tolas as Chair with members Ronnie Hlatky and Pat Arpin.

The positions to be voted on at the November day meeting are Co-President Vice President and Treasurer. Angela will be staying as Vice President and Celia McCallum will be Treasurer. Celia will continue taking care of the Saturday Stitching Times but will not be the Day Coordinator, so that position will need to be filled.

HELP NEEDED! - WE NEED YOU!!!

Janice has been updating our Facebook and Instagram pages daily. It would be wonderful if another member would be willing to share this job with Janice.

This is the way we are kept in the public eye. You can repost items from other pages concerning needlepoint, post reminders of meetings or events or any other needlepoint related items.

Please contact Ellen if you can help our chapter.

A reminder to our members who attend in-person day meetings:

Please pick up any needles that may have dropped onto the floor. The church uses the same room for children's activities and needles on the floor can be dangerous to the children.

PROGRAM REGISTRATION COUPON

Please make checks payable to **Monmouth Chapter EGA** and send to:

For Evening programs: Kathy Sullivan

For Day programs: Celia McCallum

For Sunday programs: Sharon Rosen

Program Name _____

Cost _____

Color Choice _____

Your Name _____

Email _____

Phone # _____

MCEGA 50TH ANNIVERSARY

What is the name of our chapter? Monmouth
In what year was our chapter chartered? 1975
What is a UFO? Unfinished Fiber Object
When was EGA established? 1958
How many meetings do we have monthly? 3
What was the original name of our chapter? Molly Pitcher
What is our logo? tomato pin cushion
What is a GCC? Group Correspondence Course
What Region does our chapter belong to? Metropolitan
Where is EGA headquarters located? Louisville, KY
How many chapters have joined our chapter? 3
In what city did EGA first meet? New York City
What is the name of our newsletter? Talking Threads
What is the primary mission of EGA? Education or Heritage of Embroidery
What is a WIP? Work In Progress
What is an added benefit to membership? friendship
What is aida? cloth used for cross stitch
What does LNS stand for? Local Needlework Shop or Store
Which is larger – a size 20 needle or a size 28 needle? 20
What does SABLE mean? Stash Accumulated Beyond Life Expectancy
What challenge have we held annually? UFO
How is crewel different from surface embroidery? Crewel uses wool threads
What does DBMIC mean? Don't Bother Me, I'm Counting
What social media platforms are used by the chapter? Facebook and Instagram
How many embroidery stitches are there? 400+
What is the small decorative but functional item we like to place on our stitching called?
Needle Minder
What does WISP mean? Work in slow progress
What is another name for Bargello? Florentine or Flame
What is the difference between a tapestry and a chenille needle? A Tapestry Needle is blunt; a Chenille needle is sharp.
What is frogging? Removing unwanted threads -- rip it, rip it

MCEGA 2025 Board Members Contact List

Ellen Saines 3rd term Co-President to '22
Angela Tolas 1 st term VP/Education to 25
Dee Longo Treasurer '25 3 rd term
Janice Meyers Secretary '26 2 nd term
Carolyn Stumpf Corresponding Chair
Celia McCallum Day Coordinator
Kathy Sullivan Evening Coordinator
Historian
Toni Kendrick Membership
Anne Flaherty-Rajswasser Newsletter Editor
Outreach Chair
Helen Schauer Parliamentarian
Janice Meyers Region Representative
Sharon Rosen Sunday Coordinator
Kathy Sullivan Webmistress

CHAPTER INFORMATION

CHAPTER MEETINGS

The Monmouth Chapter of the Embroiderers' Guild of America, Inc is an organization interested in and dedicated to teaching, sharing, and promoting the skills of needlework. We welcome all interested parties to join us, from beginner to advanced.

Our **day meeting** meets September-November & January - May, from 10 am to 2 pm, on the third Thursday of the month at the Colts Neck Community Church, 25 Merchants Way (off Rt 34, Colts Neck). For information, call Celia McCallum.

Our **evening meeting** meets September-June, from 7 pm to 9 pm, on the first Monday of the month, at the Colts Neck Library, 2 Veterans Way, Colts Neck NJ. For information, call Kathy Sullivan.

Our **Sunday meeting** meets September-June, the 2nd Sunday of the month except for October & May when we meet the 3rd Sunday from 1 to 4. Meetings are held at the Maplewood Senior Center, 106 Burnett Avenue, Maplewood, NJ. For information, call Sharon Rosen.



Members can attend all monthly meetings.

All EGA Chapters are granted permission to reprint original material in this newsletter with proper credit given to the author and MCEGA. Any copyrighted material will be so indicated and written permission to reprint must be sought from and granted by the author or artist.

MCEGA's website address is www.mcega.org.

**Also check our chapter Facebook page:
Monmouth Chapter Embroiderers' Guild of America
Be sure to check it out and LIKE US!**

**And on Instagram:
Monmouthchapterega**